

# ClozePro

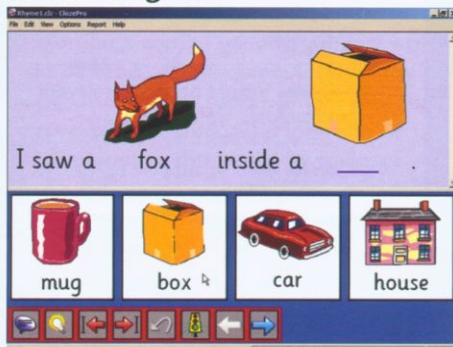
Filling the gaps for reading success!

**C**loze activities are a well established and proven way of developing reading, comprehension and vocabulary skills. Now there is a new tool that enables you to create a cloze activity from any text in seconds!

Just type or paste in some text, choose the words you want to remove, and you're ready to go! When your students run the activity on the computer, a comprehensive report is produced so that you can track individual progress. Or you can print out a worksheet for the whole class!

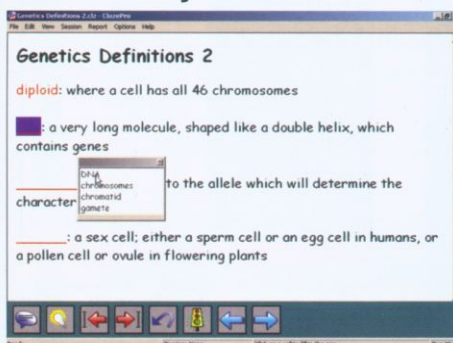
It's easy to make different versions of the activity to fit the different ability levels in your class. You can remove whole words, phrases, parts of words or individual letters. You can use pictures and speech to support younger or struggling readers.

## For kindergarten



Start with picture matching and progress to early word recognition.

## For secondary



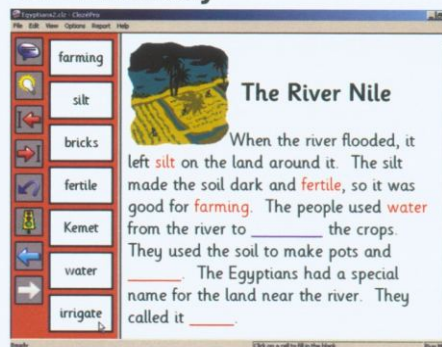
You can create activities for any curriculum area and use them with all your students to practice and reinforce learning, and even for exam revision.

You can even create multiple-choice tasks for older learners.

Anyone who has used Clicker will find the interface very familiar. Grids are created automatically and are supported with digital speech. It's easy to create a series of linked activities that students can work through at their own pace.


The grid can be displayed along the side as a popup or in the bottom part of the screen. Gaps can be shown in a variety of styles, including the option to show the shape of the words. You can even have

## For elementary



Younger learners can use picture and speech support, whilst older students can focus on longer, more complex texts.

## For special needs



Ideal in any special needs context, ClozePro can provide differentiated activities tailored to a student's specific needs and is fully switch accessible.

"The best piece of software since Clicker"

Supported by **FREE** materials  
Learning  
Grids.com

pictures in the gaps. Gaps can be filled in any order, so that students can make the best possible use of context cues.

Students can work through a series of linked activities that can form the basis for a whole lesson. ClozePro tracks everything the student does, and you can access a full report for any student at any time, either on a stand-alone computer or across your network. This enables you to diagnose reading problems and track individual progress.

ClozePro is also great with small groups, and is very powerful with the whole class when used with a whiteboard. It offers a rich language development opportunity where students can discuss possible answers and argue their case.

As a ClozePro user, you'll also be able to register on our free website at [www.LearningGrids.com](http://www.LearningGrids.com). Here you'll find a growing library of ready-made ClozePro activities covering a range of curriculum areas.

In short, ClozePro is quite simply the best thing that ever happened to cloze activities!

## ClozePro

Single User License  
**\$199**

5 User License\*  
(extendible)  
**\$399**

30 User License\*  
**\$899**

Additional User  
License\*  
**\$25**

\* Computers must be within one school.

## System Requirements

### Windows:

- Pentium II 200 or greater
- 32MB RAM
- 50MB Hard disk space
- Windows 95, 98, ME, NT, 2000, XP

### Mac:

- Mac OS X, v10.1.5 or above
- 128MB RAM
- 40MB Hard disk space

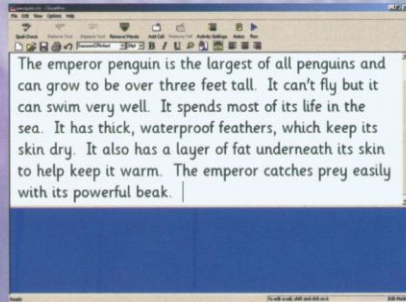
Win/Mac dual format CDs

Contact: Learn Time, Inc. 888-480-4883 Fax 225-673-1776  
Evaluation Cd's available

# Three steps to a ClozePro activity

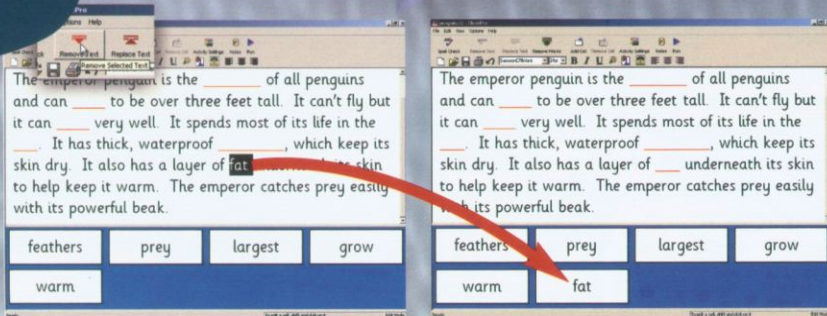
1

Type or paste some text into ClozePro.




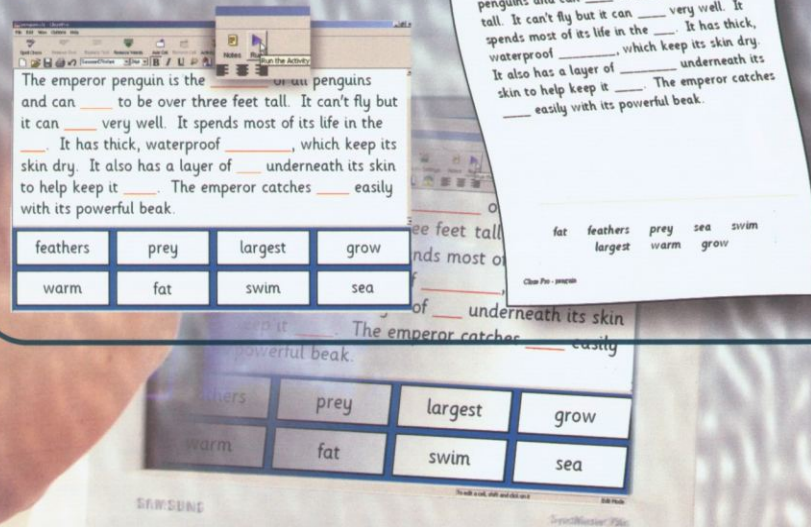
2

The text you remove is placed automatically in a 'grid'.



3

Run the activity, or print it as a worksheet for the whole class to use.



- Create an activity with just a few clicks, using any text.
- A rapidly growing range of free ready-made activities at [www.LearningGrids.com](http://www.LearningGrids.com).
- Detailed reporting to track student progress.
- Customizable interface for all ages.
- Fully switch accessible for students with disabilities.

## You can differentiate activities in one or more of the following ways:

- ✓ Simplify the text, or remove fewer or different words
- ✓ Break the text up into smaller parts, so that the student is presented with a small chunk of text at a time
- ✓ Modify the amount of support given by the prompts
- ✓ Change the gap style for more or less support
- ✓ Enable speech support or picture support
- ✓ Limit or extend the number of words offered in the grid
- ✓ Offer distractors in the grid
- ✓ Turn-off the grid for keyboard access only

Call Learn Time at 888-480-4883 to place your order or to get an evaluation CD